



**NEPTUNE - M08601-02
FOR CHILDREN AGED 3 TO 10 YEARS**

SAFETY GUIDELINES

Warnings

Only for domestic use. This product has not been designed for commercial use in play centers, nurseries etc.

Only suitable for outdoor use.

Not for children with a body weight over 45kg. Only one child per seat at any one time.

The total weight on the product at any one time must not exceed 145kg.

Not for children under 3 years due to small component which may cause choking hazard.

This equipment must be assembled and checked by an adult. Two adults may be required to assemble this product. Adult supervision is required at all times.

Before use please check all bolts are tight, secure and intact.

Check all coverings for bolts and sharp edges and replace when required.

Check swing seats, chain, ropes and other means of attachments if relevant to your product for evidence of deterioration. Replace when required in accordance with the manufacturers instructions if necessary.

Place the product on level surface at least 2 metres from any structure or obstruction such as a fence, garage, house, wall, overhanging branches, laundry line or electrical wires.

The items MUST be anchored firmly into the ground.

DO NOT install the product over concrete, asphalt or any hard surface.

DO NOT orientate the product directly towards the sun.

Leave all fittings finger tight until assembly is complete, for ease of construction. Then tighten firmly.

Children should not wear cycle helmets whilst on this equipment.

Do not allow children to stand on any swing seats, glider seats or slide chutes relevant to your product.

Do not allow the children to jump or climb off any moving equipment.

Do not twist swing ropes or wrap them over the top bar.

Do not allow loose, hooded or baggy clothes to be worn as children can get trapped and may be unable to free themselves.

Do not allow children to climb on parts of this equipment intended for this purpose.

Do not allow children to wander into the play area whilst the equipment is in use.

Glidors and swings must not exceed an angle of 60 degrees from the ground.

Regularly check the item for wear and damage, removing the item from use when necessary until replacement parts are fitted.

Failure to assemble and maintain this item as per instruction may cause injury to the user.

Please keep the instructions in a safe place for future reference.

The minimum clearance between the swing seat and ground level should be 350mm.

Please contact our customer services department if you have any problems.

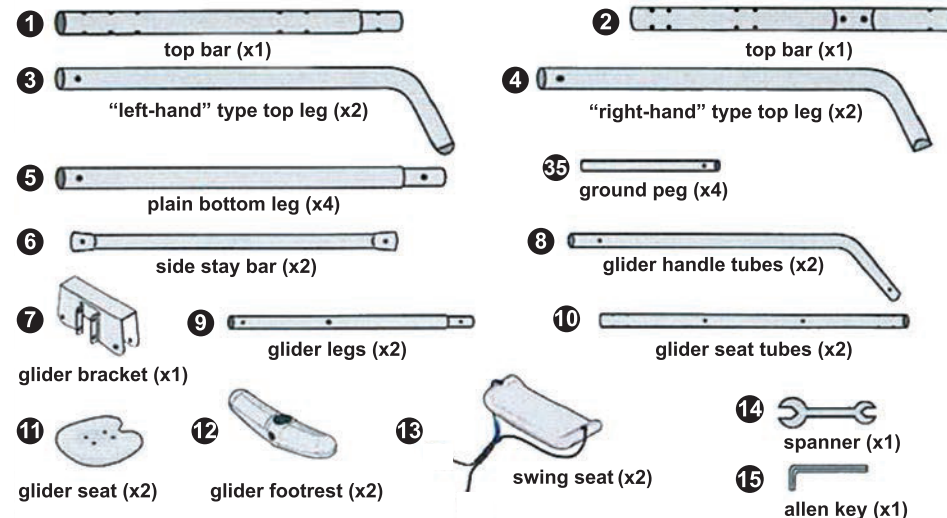
Inspect all parts of this product every 6 months following purchase. If any parts look worn or you find any problems, please contact us for replacements and do not use product until problem has been corrected. Hedstrom recommends replacing the plastic swing rope clamps every 2 years even if there is no sign of deterioration.

Do not modify this item

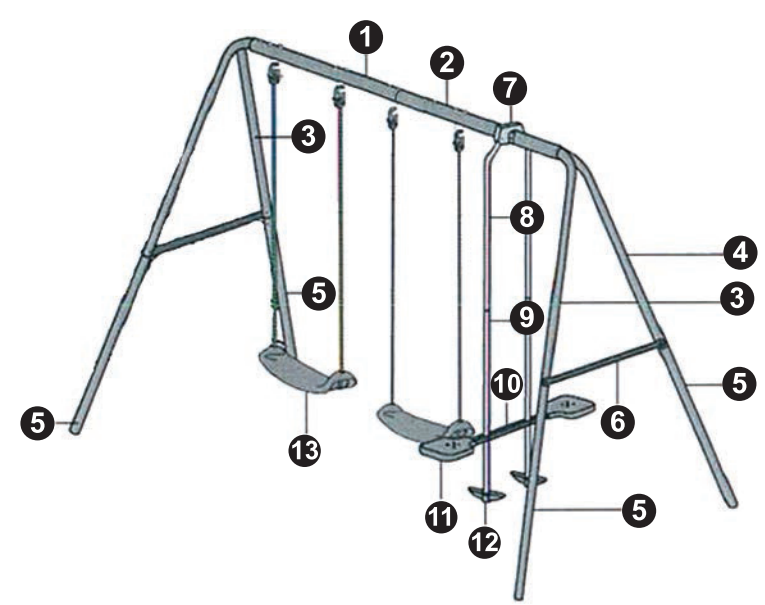
Made in China to European Standards.

Conforms to EN71




SWING PARTS LIST

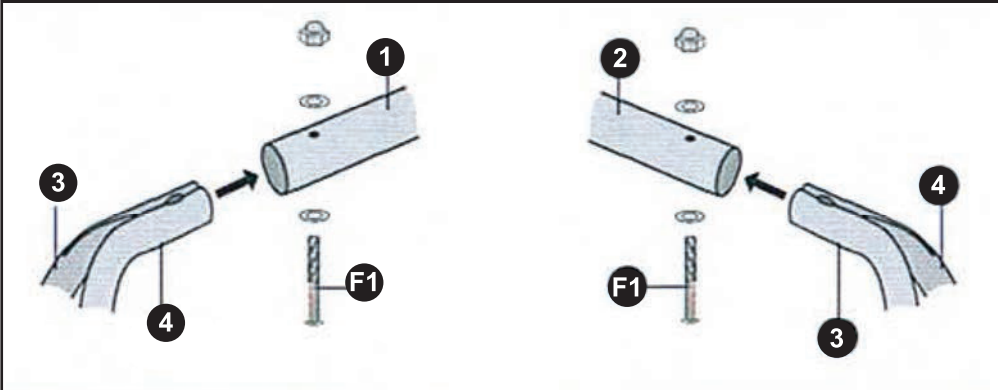


IMPORTANT: Make sure you read the safety notice on the front page and always supervise children while they are playing on the equipment. Once assembly is completed carefully check equipment. In the unlikely event that you do find any problems, please contact us. Do not allow children to use this product until the problem has been corrected.

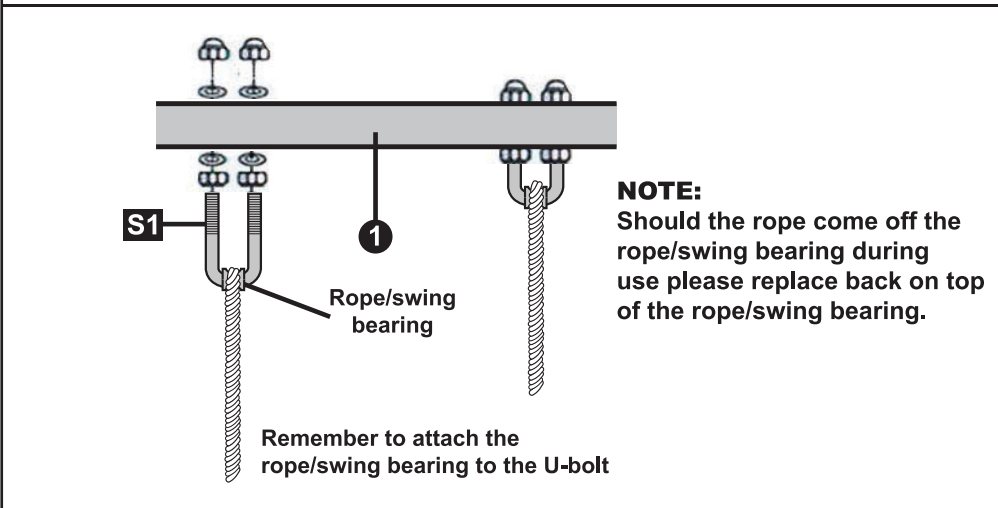


STEP 1
Frame & Swing Assembly

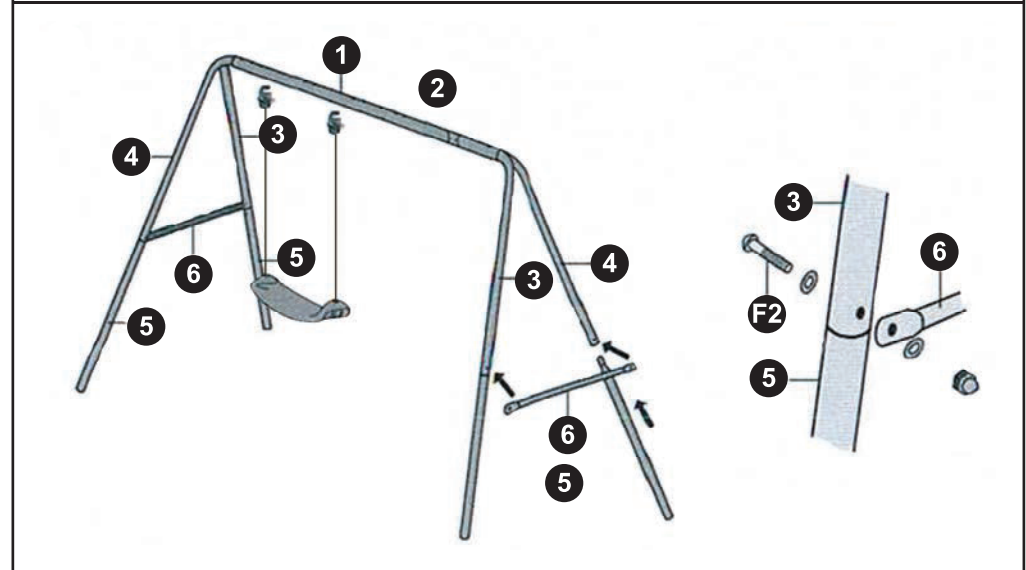
- F1**  M8 BOLT 59mm (x2)
- 15**  ALLEN KEY
- 14**  SPANNER






- S1**  M8 U BOLT (x4)

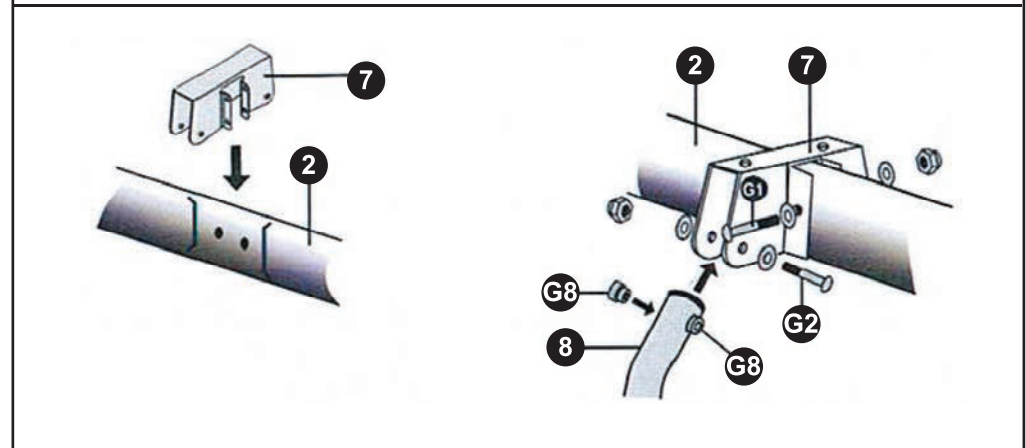


- F2**  M6 BOLT 52mm (x4)

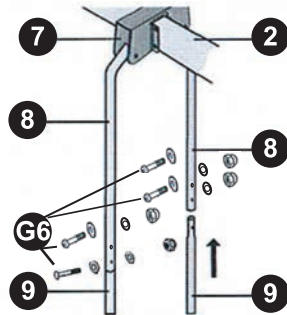


STEP 2
Glider Assembly

- G1**  M6 BOLT 47mm (x2)
- G2**  M8 BOLT 43mm (x2)
- G8**  THIN PLASTIC SPACER (x4)



G6  M6 BOLT 35mm (x4)

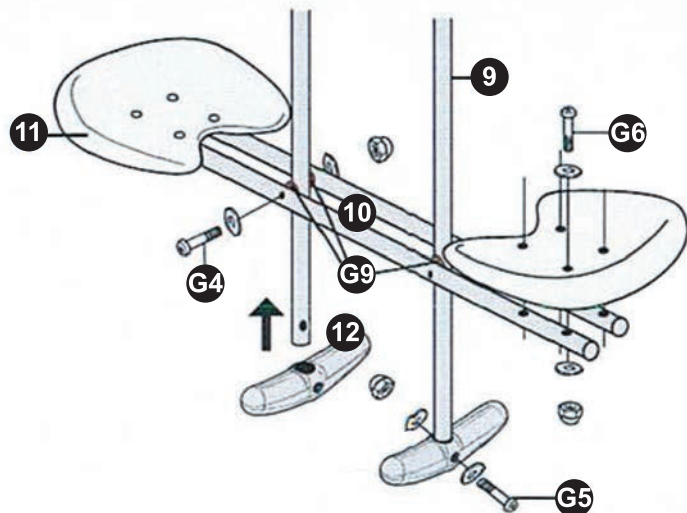


G6  M6 BOLT 38mm (x8)

G4  M8 BOLT 83mm (x2)

G5  M6 BOLT 42mm (x2)

G9  THICK PLASTIC SPACER (x4)

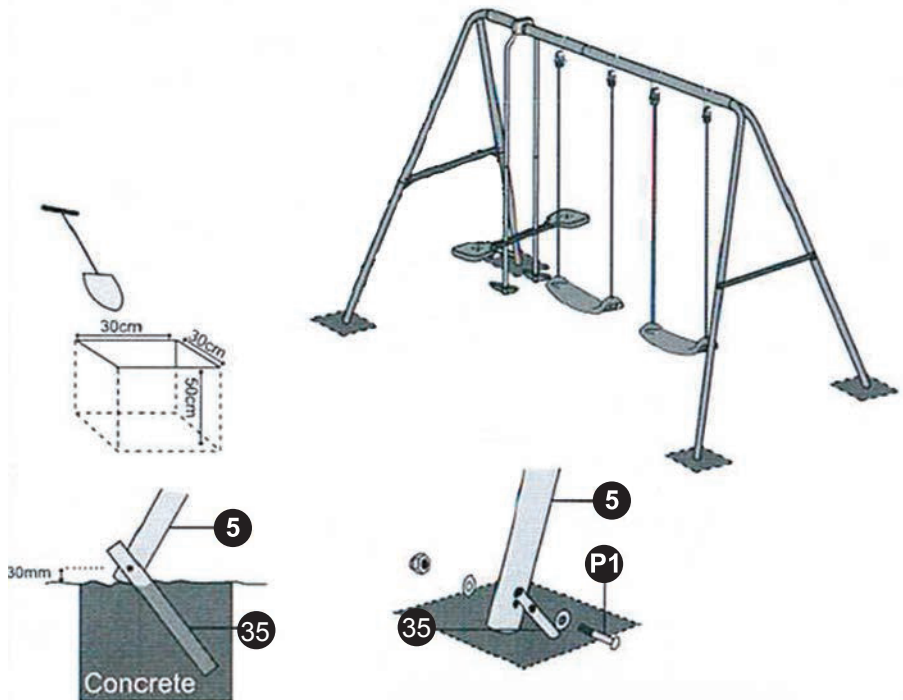


• Assemble seats (11) and attach to seat tubes (10) before tightening bolts (G4)

STEP 3 Anchoring the Gym to the ground

IMPORTANT: For safety reasons this gym **MUST** be anchored into the ground. We recommend that it is concreted in. If you are uncertain about this procedure, telephone our helpline number.

P1  M6 BOLT 60mm (x4)



MV Sports & Leisure Ltd,
35 Tameside Drive
Castle Bromwich
Birmingham B35 7AG
United Kingdom
www.mvsports.com

CUSTOMER SERVICES
MV has taken great care to ensure that this item has reached you in good condition. Should you have a query, please contact customer.services@mvsports.com where your query will be dealt with promptly. Alternatively, you can call on 0121 748 8017.

**UK
CA
CE**
Vulcan Consulting
EU Authorised Representative, The Merriam
Buildings - Iconic offices, 18-20 Merriam
Street, Dublin 2, D02 XH98, Ireland.
This mark denotes compliance with the standards laid down by the C.E.C. (European Community). It is in your best interest to keep a note of our name and address for future reference. If you have any complaints or find this product to be faulty, please contact us as early as possible, please contact the distributor at the address shown.