



**GEMINI - M08604-02**  
FOR CHILDREN AGED 3 TO 10 YEARS

## SAFETY GUIDELINES

### Warnings

**Only for domestic use. This product has not been designed for commercial use in play centers, nurseries etc.**

**Only suitable for outdoor use.**

**Not for children with a body weight over 45kg. Only one child per seat at any one time.**

**Not for children under 3 years due to small component which may cause choking hazard.**

This equipment must be assembled and checked by an adult  
Adult supervision is required at all times.

Before use please check all bolts are tight, secure and intact.

Check all coverings for bolts and sharp edges and replace when required.

Check swing seats, chain, ropes and other means of attachments for evidence of deterioration. Replace when required in accordance with the manufacturers instructions.

Place the product on level surface at least 2 metres from any structure or obstruction such as a fence, garage, house, wall, overhanging branches, laundry line or electrical wires.

The items **MUST** be anchored firmly into the ground

**DO NOT** install the product over concrete, asphalt or any hard surface.

**DO NOT** orientate the product directly towards the sun

Leave all fittings finger tight until assembly is complete, for ease of construction. Then tighten firmly.

Children should not wear cycle helmets whilst on this equipment

Do not allow children to stand on the swing or glider seats

Do not allow the children to get off the swings or glider while they are still moving

Do not twist swing ropes or wrap them over the top bar

Do not allow loose, hooded or baggy clothes to be worn since children can get trapped and may be unable to free themselves.

Do not allow children to climb on parts of this equipment intended for this purpose

Do not allow children to wander into the play area when the equipment is in use

Do not allow children to slide head first down the chute or walk up the chute

Glider and swings must not exceed an angle of 60 degrees from the ground

Regularly check the item for wear and damage, removing the item from use when necessary until replacement parts are fitted.

Failure to assemble and maintain this item as per instruction may cause injury to the user.

The minimum clearance between the swing seat and ground level should be 350mm.

Please contact our customer services department if you have any problems.

Inspect all parts of this product every 6 months following purchase. If any parts look worn or you find any problems, please contact us for replacements and do not use product until problem has been corrected. Hedstrom recommends replacing the plastic swing rope clamps every 2 years even if there is no sign of deterioration.

Do not modify this item.

Please keep the instructions in a safe place for future reference

Conforms to EN71

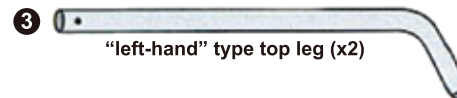
## SWING PARTS LIST



top bar (x1)



top bar (x1)



"left-hand" type top leg (x2)



"right-hand" type top leg (x2)



plain bottom leg (x4)



ground peg (x4)



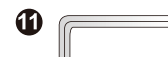
side stay bar (x2)



swing seat (x2)

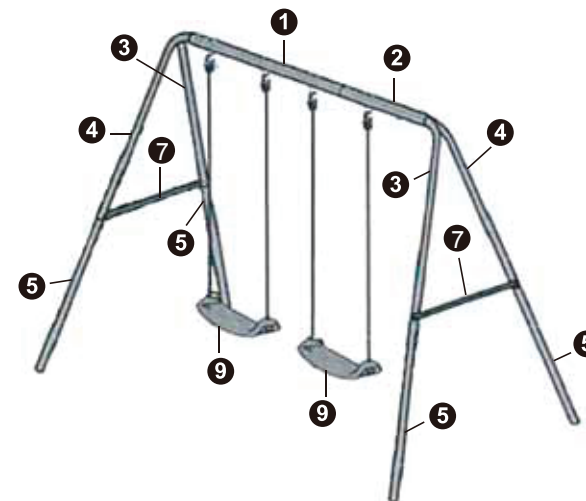


spanner (x1)



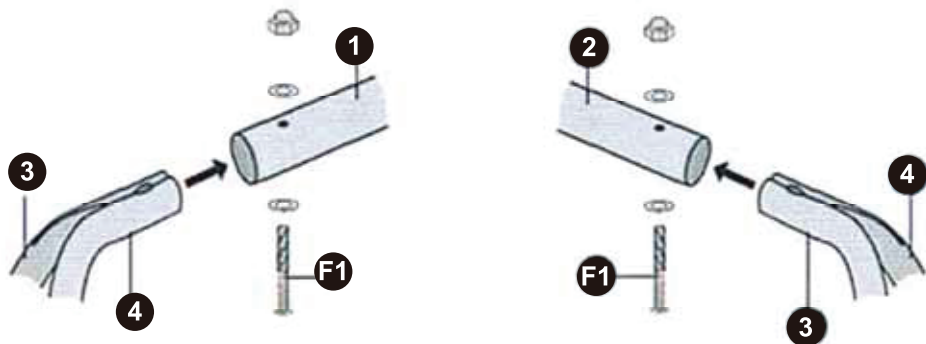
allen key (x1)



**IMPORTANT:** Make sure you read the safety notice on the front page and always supervise children while they are playing on the equipment. Once assembly is completed carefully check equipment. In the unlikely event that you do find any problems, please contact us. Do not allow children to use this product until the problem has been corrected.

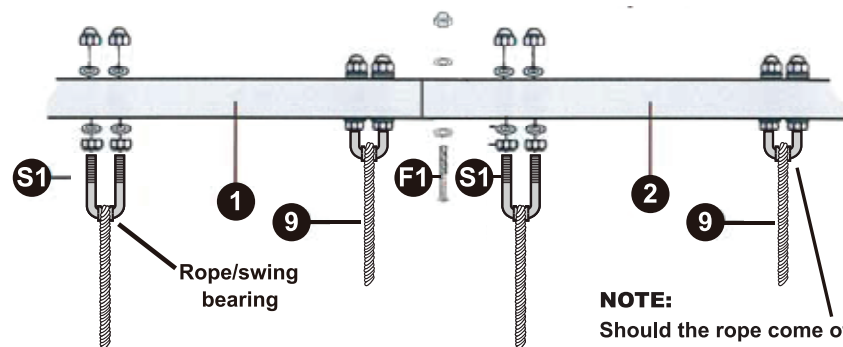


## STEP 1 Frame & Swing Assembly

- F1**  **M8 BOLT 53mm (x3)**
- 11**  **ALLEN KEY**
- 10**  **SPANNER**



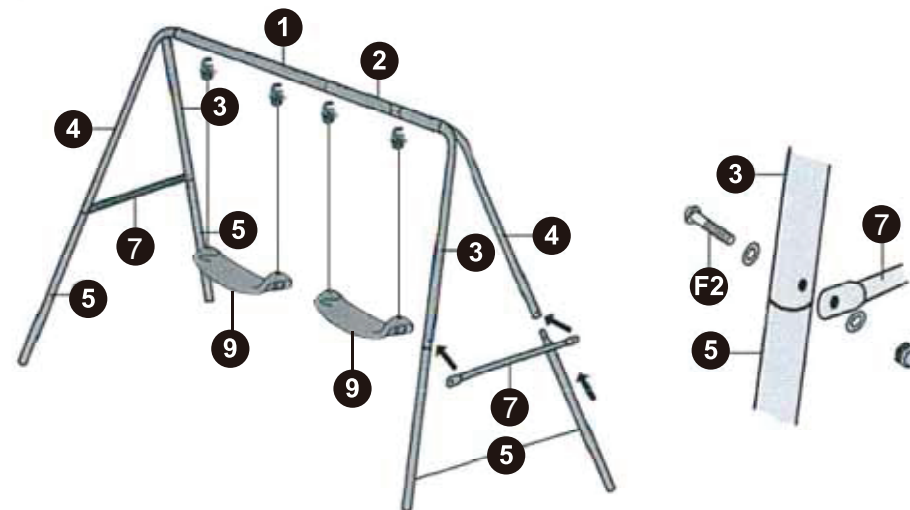
- S1**  **M8 U BOLT (x4)**
- F1**  **M8 BOLT 53mm (x1)**



Remember to attach the rope/swing bearing to the U-bolt

**NOTE:**  
Should the rope come off the rope/swing bearing during use please replace back on top of the rope/swing bearing.

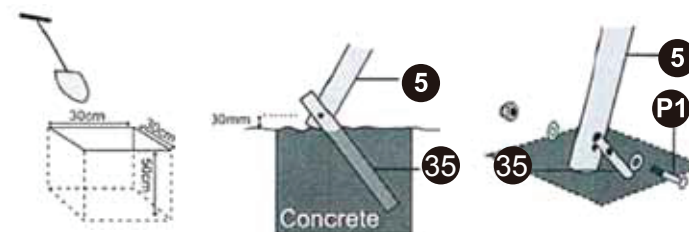
- F2**  **M6 BOLT 47mm (x4)**



## STEP 3 Anchoring the Gym to the ground

**IMPORTANT:** For safety reasons this gym **MUST** be anchored into the ground. We recommend that it is concreted in. If you are uncertain about this procedure, telephone our helpline number.

- P1**  **M6 BOLT 58mm (x4)**



MV Sports & Leisure Ltd.  
35 Tameside Drive  
Castle Bromwich  
Birmingham B35 7AG  
United Kingdom  
email: info@mvsports.com  
www.mvsports.com

### CUSTOMER SERVICES

MV has taken great care to ensure that this item has reached you in good condition. Should you have a query, please contact customer.services@mvsports.com where your query will be dealt with promptly. Alternatively, you can call on 0121 748 8017.

**CE**  
**UK**  
**CA**

This mark denotes compliance with the standards laid down by the E.C. (European Community). It is in your best interest to keep a note of our name and address for future reference. If you have any complaints or find this product to be faulty, in order to avoid any delay, please contact the distributor at the address shown.

Vulcan Consulting  
EU Authorised Representative, The Merriam  
Buildings - Iconic offices, 18-20 Merriam  
Street, Dublin 2, D02 XH98, Ireland.